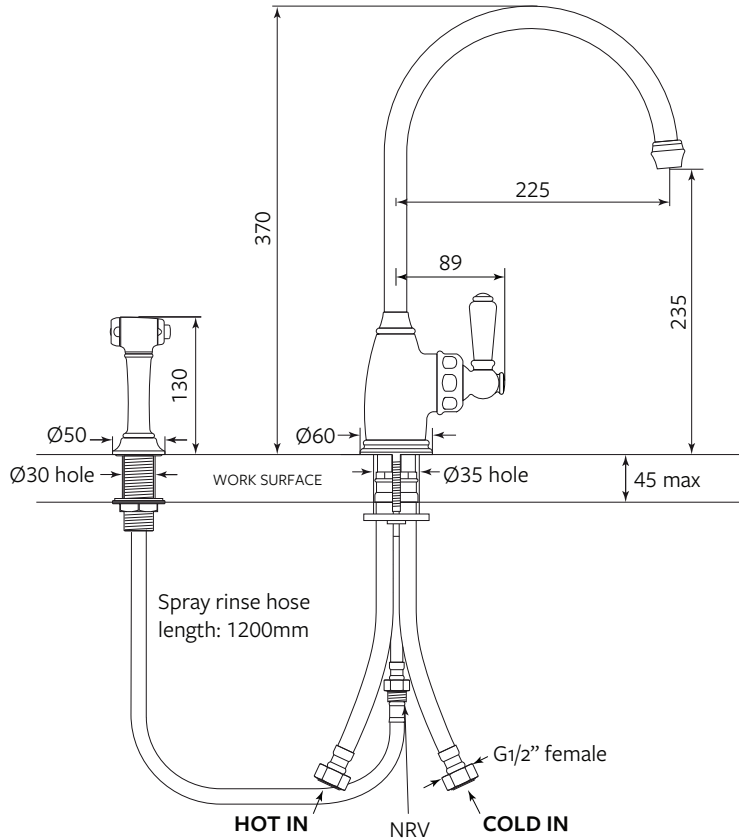









Yarrow with Rinse

AUSH.4346



MODEL	CODE
 Yarrow with Rinse - Chrome	AUSH.4346CPWPC
 Yarrow with Rinse - Nickel	AUSH.4346NIWPC
 Yarrow with Rinse - Pewter	AUSH.4346PFWPC
 Yarrow with Rinse - English Bronze	AUSH.4346EBWPC
 Yarrow with Rinse - Satin Brass	AUSH.4346SBWPC
 Yarrow with Rinse - Polished Brass	AUSH.4346BRWPC
 Yarrow with Rinse - Gold <i>(special order)</i>	AUSH.4346IGWPC

Also Available: Yarrow (AUSH.4341) non spray-rinse model.



Features include:

- Handcrafted in the United Kingdom using DZR brass
- Separate bench-mounted insulated spray rinse tap with 1.2m flexible hose
- White porcelain handle with Shaws insignia indice
- 1/4 turn German ceramic disc flow control
- Vernier insert for accurate handle alignment
- Supplied with dual check valve - Con-Serv DC 057
- 15 Year warranty. Please visit our website for individual finish warranties

Spray Rinse Requirements :

The spray rinse requires a minimum inlet water pressure of 100kPa, and a maximum of 500kPa to completely divert the water flow from the tap to the spray rinse.

Temperature range: Min 1°C. Max 70°C

Working Pressure: Min 1 Bar/15psi. Max 5 Bar/75psi

Packed Weight: 3.29kg

Flow Rates: 1 Bar: 5.3L/min

2 Bar: 9.3L/min

3 Bar: 11.2L/min

