


# SIM3644N



Product Family	Hob
Built-in type	Ultra-low profile or Fully Flushed
Dimensions	60 cm
Power supply	Electric
Type	Induction
EAN code	8017709358129



## Aesthetics



Aesthetic	Classic
Colour	Black
Finishing	Matte
Material	Glass
Glass type	Matte ceramic
Glass edge	Straight edge
Gas_replacement	Yes
Type of control setting	Touch control back-lighted White
Slider	Yes
Slider	White
Control knob position	Front
Logo	Silk screen
Serigraphy colour	Black

## Program / Functions



No. of induction cook zones	4
Time-setting options	Automatic Shutdown
No. of cooking zones with booster	4
No. of Flexible zones	2
Main on/off switch	Yes
Power levels	9
Auto-vent 2.0	Yes
Total no. of cook zones	4

## Options



<b>Multizone Option</b>	Yes	<b>Residual time indicator</b>	Yes
<b>Flexible Zone Type</b>	MultiZone	<b>Limited Power</b>	Advanced Eco Logic
<b>Standard cut out</b>	478-482x555-560 mm	<b>Consumption Mode</b>	
<b>Keep warm automatic function</b>	Yes	<b>Limited Power Consumption Mode in W</b>	2400 a 7400 - step 100 W
<b>Grill function</b>	Yes	<b>Showroom Demo Option</b>	Yes
<b>End cooking timer</b>	4	<b>Control Lock / Child Safety</b>	Yes
<b>Pause option</b>	Yes	<b>Bridge option</b>	Yes
<b>Minute minder</b>	1	<b>Quick start</b>	Yes
<b>End of cooking alarm</b>	Yes	<b>Rapid level selection</b>	Yes

## Technical Features



Front-left - Induction - Multizone - 2.10 kW - Booster 2.50 kW - Double booster 3 kW - 21.5x18.0 cm  
 Rear-left - Induction - Multizone - 2.10 kW - Booster 2.50 kW - Double booster 3 kW - 21.5x18.0 cm  
 Rear-right - Induction - Multizone - 2.10 kW - Booster 2.50 kW - Double booster 3 kW - 21.5x18.0 cm  
 Front-right - Induction - Multizone - 2.10 kW - Booster 2.50 kW - Double booster 3 kW - 21.5x18.0 cm  
 Multizone left - Booster 3.7 kW - 36x21 cm  
 Multizone right - Booster 3.7 kW - 36x21 cm

<b>Automatic setting according to pan dimension</b>	Yes	<b>Automatic switch off when overflow</b>	Yes
<b>pan detection</b>	Yes, min 9 cm	<b>Residual heat indicator</b>	Yes
<b>Permanent Automatic Pot Detection with indication of the relative control</b>	Yes	<b>Protection against accidental start up</b>	Yes
<b>Automatic switch off when overheat</b>	Yes		

## Electrical Connection

<b>Electrical connection rating (W)</b>	7400 W	<b>Type of electric cable</b>	Yes, Double and Three Phase
<b>Current</b>	33 A	<b>Frequency (Hz)</b>	50/60 Hz
<b>Voltage (V)</b>	220-240 V	<b>Power supply cable length</b>	120 cm
<b>Voltage 2 (V)</b>	380-415 V	<b>Terminal box</b>	5 poles
<b>Type of electric cable</b>	Single phase	<b>Plug</b>	No



---

## Compatible Accessories

---



### GRILLPLATE

Universal griddle for induction, gas, ceramic and electric hobs. Non-stick surface ideal for cooking meat, cheese and vegetables. Dimensions: 410 x 240 mm.



### TPKPLATE

Universal plate for induction, gas, ceramic and electric hobs. Non-stick surface ideal for cooking fish, eggs and vegetables. Dimensions: 410 X 240 mm.



### SCRP

Induction and ceramic hobs and teppanyaki scraper

---

## Alternative products

---



**SIM3644MB**

Colour: Matte black



**SIM3644MWH**























Colour: Matte white



**SIM3644D**

Colour: Black

## Symbols glossary

	Permanent auto pot detection		Connection between hob and hood
	Power booster: option allows the zone to work at full power when very intense cooking is necessary.		Child lock: some models are fitted with a device to lock the programme/cycle so it cannot be accidentally changed.
	Evolution Slider totally Back-lighted ghost effect		The slider control panel allows you to adjust the power simply by passing your finger across the touch device.
	CUT_OUT_STANDARD_72dpi		Grill function
	Keep warm function: Keep warm function keeps the cooked food heated. In this mode the heating zone operates at a minimum capacity for 120 minutes and then turns off automatically.		Overheat protection: The safety system that automatically turns off the hob in case of overheating of the control unit.
	Induction: The work of these hobs is based on the principle of electromagnetic induction. The heat is generated directly in the bottom of the pan during its contact with the hob.		Multizone: allows several pans to be used at once, large or small, offering freedom of placement and greater flexibility
	Overfill protection: The special overfill protection shuts down the stove in the presence of overflow of liquids.		Min diameter pot detection of 9 cm.
	PAUSE_72dpi		Possibility to set the maximum power absorption of the hob.
	Quick selection, with one touch cooking begins at the highest level, then automatically reduces after time. Ideal for dishes that require quick boiling and then continued cooking without constant control (eg beef broth).		Quick Start function: the chosen temperature is reached faster. The heating element works at maximum power until the right temperature is reached.
	Indication of residual heat: After the glass ceramic hob is switched off the residual heat indicator shows which of the heating zones still remains hot. When the temperature drops below 60 ° C, the indicator goes out.		Time elapsed: shows how long the cooking zone has been in use.
	Timer: All ceramic hobs have a timer which automatically ends cooking after a preset time.		TWIN_ZONE_72dpi