

466L single door fridge, natural stainless steel with FlexStor™ adjustable door bins, 4-star energy rating & SpillSafe™ glass shelves



Product Details

FEATURES

Flat Door Design	Pole Handles	Pigeon pairing capability	Full-width humidity controlled crisper bin
FlexStor™ door bin storage system	Spillsafe™ glass shelves	Fingerprint Resistant Real Stainless Steel	Electronic temperature controls
Quick chill function	LED lighting	Door alarm	Multi-flow air delivery system
R600a refrigerant better for the environment			

BENEFITS

Understanding new capacity and energy ratings
From the 15th August 2021, the way refrigerators are tested to calculate Energy Star Ratings and energy consumption have changed. This means that the capacity and energy rating calculations have changed, however the product remains unchanged. Be sure to check all new ratings to ensure that your comparisons are consistent with the new standards.

Stylish Design
Crafted with ultra-modern flat doors, elegant handle options and your choice of Dark or Natural Real Stainless Steel or white your fridge will be the centrepiece of your kitchen. (Options vary by model)

Pigeon Pair
Westinghouse's vertical fridges and freezers can be combined in one space to give you a pigeon pair. This provides you with the maximum fresh food and freezer storage in one unit- truly the big fridge for the big family

FreshSeal Crispers
Our FreshSeal Crispers have advanced seals, and with humidity control you get better flexibility to look after your food the right way. Our seals assist in preventing moisture loss, while the humidity control lets you provide a better environment for fresher tasting food.

SpillSafe™ Glass Shelves

Spills happen, but when they do, the world doesn't have to end. The Westinghouse SpillSafe™ glass shelves help with the mess by containing the spilt liquid to one shelf, so you have less to clean.

FlexStor Adjustable Door Bins

When life gets busy, flexibility is a life saver. That's why Westinghouse created the FlexStor system. The adjustable door bins allow for quick and easy adjustment whenever or however you need it. We make it easy to do more with your fridge.

Fingerprint Resistant Real Stainless Steel

Life can get messy, that's why we've made our Westinghouse fingerprint resistant real stainless steel easy to clean. Just one quick wipe with a damp cloth and you are mark free again.

Specifications

PRODUCT PROFILE

Domestic warranty details (yrs)	2
Additional domestic warranty for the sealed refrigeration system only (yrs)	3
Refrigerator Type	vertical fridge
Exterior door finish	Stainless steel
Handle design	bar handle
Fridge door opening	right
Cooling system	frost free
Refrigerant	R600a
Compressor	Inverter

DIMENSIONS

Total height (mm)	1725
Cabinet height (mm)	1718
Total width (mm)	699
Cabinet width (mm)	693
Total depth (mm)	769
Cabinet depth (mm)	641
Depth door open 90degree (mm)	1360
Food Compartment Capacity (L) - AS/NZS 4474.1 2007 (IEC 62552-2015) *	466
Total Capacity (L) - AS/NZS 4474.1 2007 (IEC 62552-2015) *	466
Food compartment capacity (gross in litres)	501
Total Gross Capacity (L)	501
Food compartment capacity (net in litres)	463

ENERGY

Energy Star Rating - AS/NZS 4474.1 2007 (IEC 62552- 2015) *	4
---	---

Energy Consumption (kWh/year) - AS/NZS 4474.1 2007 (IEC 62552- 2015) *	195
--	-----

Energy Star Rating AS/NZS 4474.2:2009	3.5
---------------------------------------	-----

Energy consumption AS/NZS 4474.2:2009 (kWhr/yr)	231
---	-----

FOOD COMPARTMENT

DELI-COMPARTMENT

Deli-Compartment Runner system	suspended
--------------------------------	-----------

Half width compartment	1
------------------------	---

DIMENSIONS

Total Net Capacity (L)	463
------------------------	-----

REFRIGERATOR SYSTEM

Controls	electronic (without display)
----------	------------------------------

Controls location	internal
-------------------	----------

Controls type	touch
---------------	-------

Control functions	quick chill
-------------------	-------------

Door alarm	fridge
------------	--------

SHELVING

Shelf material	glass
----------------	-------

Short shelves	1
---------------	---

Type of shelf	spill safe shelf,adjustable shelf
---------------	-----------------------------------

CRISPERS

Crisper lid/shelf	plastic
Crispers Runner system	suspended
Full width crisper	1
Crisper features	humidity controlled

OTHER PROPERTIES

Other Properties-FOOD COMPARTMENT	Egg tray
-----------------------------------	----------

SPECIAL COMPARTMENTS

Family Safe lockable compartment	1
----------------------------------	---

LIGHTING

Feature lighting	blue LED
Main light	LED

FOOD COMPARTMENT DOOR

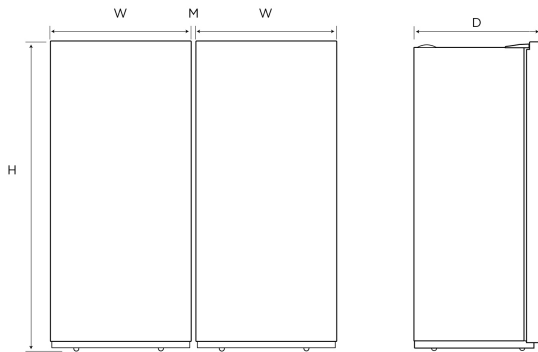
BINS

Deep bottle bin	2
Shallow bin	1

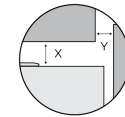
Dimensions

WRB5004SC/WC
WFB4204SC/WC
WRB3504AB/WB

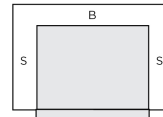
WFB2804AB/WB
WRM2400WF
WFM1700WE



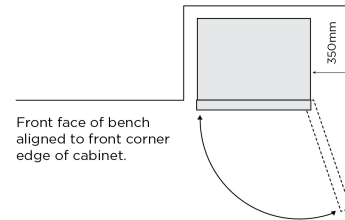
Minimum Recommended Airspaces



If you have a cupboard above the refrigerator with a rear gap of less than 100mm (Y), recommended minimum clearance at the top of the refrigerator increases from 30mm to 70mm (X).



Please note: Doors are designed to sit proud of cabinetry (not flush).



Dimensions	Product Height (H)	Product Width (W)	Product Depth (D)	Product Depth (D2) (Door Open)
WRB5004SC/WC	1725	699	641	1360
WFB4204SC/WC	1725	699	769	1360
WRB3504AB/WB	1720	597	652	1115
WFB2804AB/WB	1720	595	652	1115
WRM2400WF	1434	550	545	1050
WFM1700WE	1434	550	560	1065

Airspace	Side - both (S)	Top	Behind (B)	Middle (M)
WRB5004SC/ WC	30	30	50	21
WFB4204SC/ WC	30	30	50	21
WRB3504AB/ WB	100	100	75	100
WFB2804AB/WB	100	100	75	100
WRM2400WF	30	30	50	30
WFM1700WE	30	30	50	30

IMPORTANT

These dimensions are a guide only. All measurements are in millimetres (mm). For complete installation instructions, refer to the manual provided with product.
© 2023 Electrolux Home Products Pty Ltd. ABN 51 004 762 341. W_DIM_SD_Mar23

Terms and Conditions

IMPORTANT

This is a guide of product dimensions only. For complete installation instructions, refer to the manual provided with product.

PRODUCT INFORMATION

The descriptors and illustrations in this publication apply to the specific products and models described as at the date of issue. Under our policy of continuous product development, product specifications may change without notice. Prospective purchasers should therefore check with their retailer to ensure this publication correctly describes the products that are being offered for sale. All information supplied is to be used for general reference purposes only and is on the understanding that Electrolux Home Products Pty Ltd (Australia) and Electrolux (NZ) Ltd (New Zealand) will not be liable for any loss, liability or damage of whatever kind arising as a result of reliance on such information. Colours of products illustrated are as close as printing limitations allow. Electrolux will at all times comply with its obligations pursuant to law including Trade Practices (Australian Consumer Law) Act and Regulations.

WARRANTY

This warranty only applies to Appliances purchased and used in Australia or New Zealand and used in normal domestic applications and is in addition to (and does not exclude, restrict, or modify in any way) any non-excludable statutory warranties in Australia or New Zealand. All warranties are subject to the conditions set out in the warranty card accompanying the product when purchased.

ELECTROLUX HOME PRODUCTS AUSTRALIA

telephone: 1300 363 640

fax: 1800 350 067

email: customercare@electrolux.com.au

web: www.electrolux.com.au

ELECTROLUX HOME PRODUCTS NEW ZEALAND

telephone: 09 573 2230

fax: 09 573 2221

email: customercare@electrolux.co.nz

web: www.electrolux.co.nz